



JUNIO, 2022

Aprobaciones

Total del año USD 139.885.775



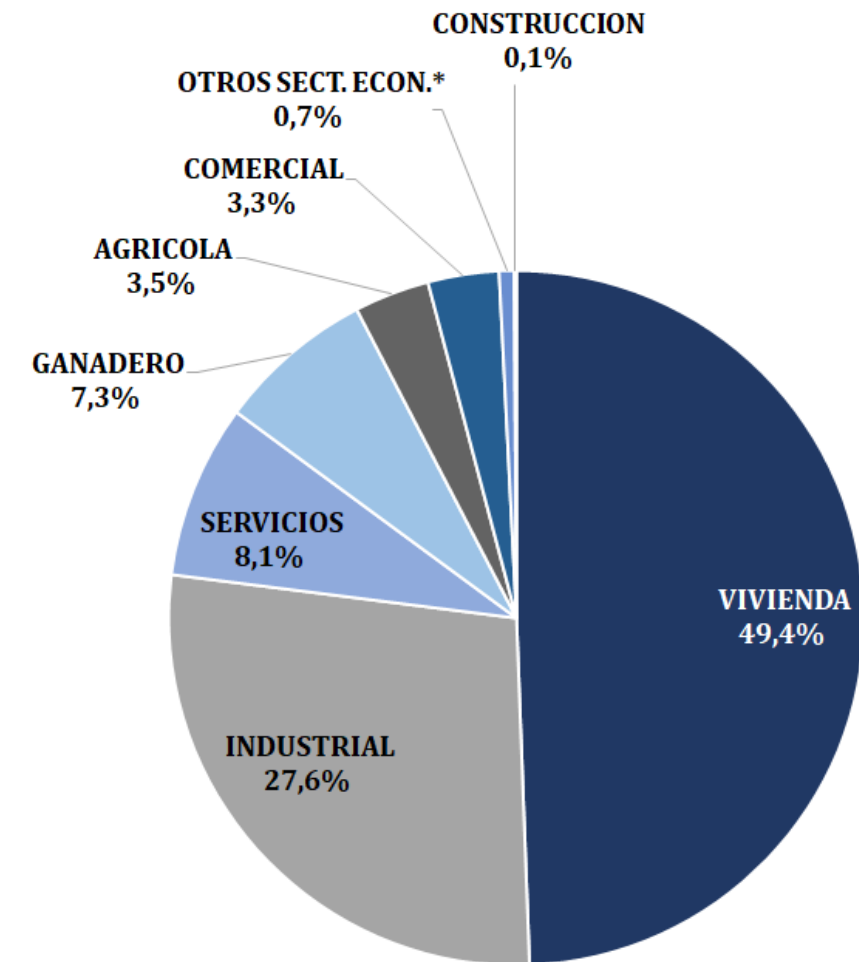
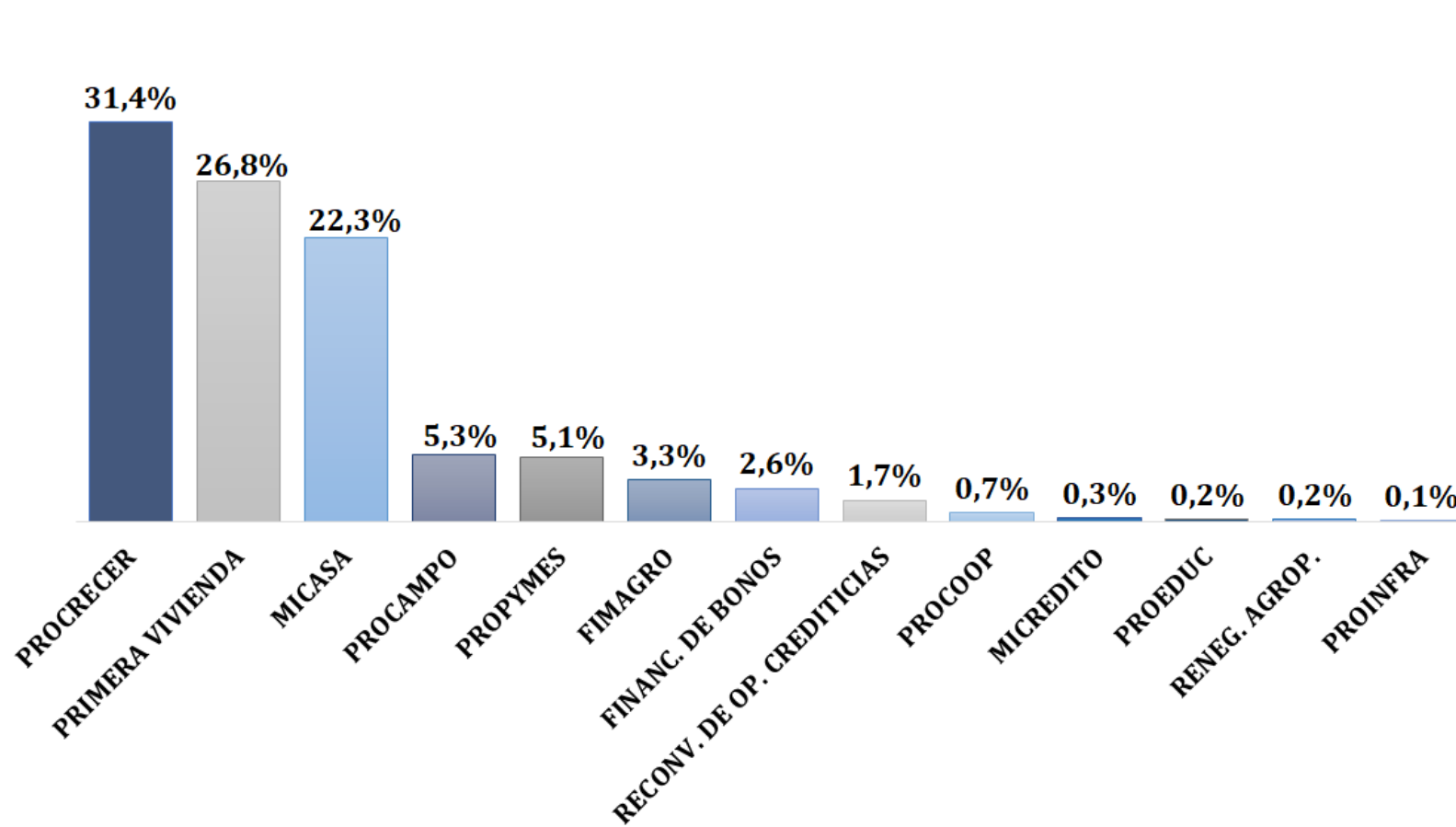
| PRODUCTOS | MONTO USD | | PART. % |
|-----------------------------------|-------------------|--------------------|---------------|
| | jun-22 | ene-jun22 | |
| 1 PROCRECER | 28.306.321 | 43.918.709 | 31,4% |
| 2 PRIMERA VIVIENDA | 6.353.446 | 37.460.027 | 26,8% |
| 3 MICASA | 4.920.876 | 31.156.424 | 22,3% |
| 4 PROCAMPO | 291.699 | 7.429.721 | 5,3% |
| 5 PROPYMES | 2.646.748 | 7.176.284 | 5,1% |
| 6 FIMAGRO | 3.077.285 | 4.563.269 | 3,3% |
| 7 FINANCIAMIENTO DE BONOS | 2.188.409 | 3.644.151 | 2,6% |
| 8 RECONVERSION DE OP. CREDITICIAS | - | 2.427.091 | 1,7% |
| 9 PROCOOP | 32.927 | 1.180.210 | 0,7% |
| 10 MICREDITO | - | 354.349 | 0,3% |
| 11 PROEDUC | 66.370 | 266.540 | 0,2% |
| 12 RENEGOCIACION AGROPECUARIA | 219.000 | 219.000 | 0,2% |
| 13 PROINFRA | - | 90.000 | 0,1% |
| Total general | 48.103.080 | 139.885.775 | 100,0% |

| TIPO DE ENTIDAD | MONTO USD | | PART. % |
|----------------------|-------------------|--------------------|---------------|
| | jun-22 | ene-jun22 | |
| 1 BANCOS | 44.347.193 | 119.848.185 | 85,7% |
| 2 COOPERATIVA- A y C | 2.248.702 | 11.386.495 | 8,1% |
| 3 FINANCIERAS | 1.353.213 | 7.207.118 | 5,2% |
| 4 COOPERATIVA-PROD | 153.973 | 1.443.977 | 1,0% |
| Total general | 48.103.080 | 139.885.775 | 100,0% |

| SECTORES | MONTO USD | | PART. % | CANT. DE BENEFICIARIOS |
|-----------------------------|-------------------|--------------------|---------------|------------------------|
| | jun-22 | ene-jun22 | | |
| 1 VIVIENDA | 11.274.321 | 69.065.845 | 49,4% | 1.573 |
| 2 INDUSTRIAL | 25.493.054 | 38.554.481 | 27,6% | 19 |
| 3 SERVICIOS | 6.860.007 | 11.307.673 | 8,1% | 37 |
| 4 GANADERO | 291.699 | 10.202.875 | 7,3% | 22 |
| 5 AGRICOLA | 3.329.212 | 4.924.748 | 3,5% | 50 |
| 6 COMERCIAL | 788.418 | 4.657.650 | 3,3% | 69 |
| 7 OTROS SECTORES ECONOMICOS | 66.370 | 1.143.794 | 0,7% | 23 |
| 8 CONSTRUCCION | - | 28.708 | 0,1% | 1 |
| Total general | 48.103.080 | 139.885.775 | 100,0% | 1.794 |

Aprobaciones

Total del año USD 139.885.775



APROBACIONES POR INSTITUCIONES FINANCIERAS INTERMEDIARIAS (Ene-Jun 2022)
PRODUCTO: MI CASA

| IFIs | AÑO 2022 | |
|----------------------|-------------------|-----------------|
| | MONTO APROBADO | CANT. DE BENEF. |
| 1 ITAU | 8.731.620 | 125 |
| 2 ATLAS | 5.531.112 | 90 |
| 3 BASA | 4.612.379 | 58 |
| 4 FAMILIAR | 1.969.922 | 41 |
| 5 REGIONAL | 1.699.710 | 28 |
| 6 UNIVERSITARIA | 1.611.338 | 44 |
| 7 SUDAMERIS | 1.348.599 | 14 |
| 8 BANCOP | 633.867 | 12 |
| 9 GNB-FUSION | 587.255 | 7 |
| 10 INTERFISA | 544.200 | 11 |
| 11 VISION | 511.109 | 10 |
| 12 BNF | 492.469 | 8 |
| 13 GNB | 450.683 | 5 |
| 14 COFAN | 326.894 | 20 |
| 15 CONTINENTAL | 317.202 | 4 |
| 16 8 DE MARZO | 236.999 | 6 |
| 17 FIC | 181.429 | 3 |
| 18 PYO JAPONESA | 178.046 | 4 |
| 19 UENO | 171.973 | 5 |
| 20 COOMECPAR | 161.733 | 2 |
| 21 MEDALLA MILAGROSA | 157.589 | 4 |
| 22 YPACARAI | 141.046 | 5 |
| 23 TU FINANCIERA | 139.795 | 10 |
| 24 COPACONS | 131.423 | 3 |
| 25 SAN JUAN BAUTISTA | 112.482 | 7 |
| 26 COODEÑE | 87.937 | 4 |
| 27 FINEXPAR | 87.615 | 1 |
| Total general | 31.156.424 | 531 |

PRODUCTO: PRIMERA VIVIENDA

| IFIs | AÑO 2022 | |
|----------------------|-------------------|-----------------|
| | MONTO APROBADO | CANT. DE BENEF. |
| 1 ATLAS | 11.167.461 | 277 |
| 2 ITAU | 5.551.744 | 137 |
| 3 UENO | 4.185.184 | 117 |
| 4 COOMECPAR | 3.621.979 | 91 |
| 5 BASA | 2.560.774 | 63 |
| 6 UNIVERSITARIA | 2.296.009 | 69 |
| 7 8 DE MARZO | 1.336.736 | 42 |
| 8 REGIONAL | 1.232.084 | 54 |
| 9 VISION | 766.298 | 29 |
| 10 SOLAR | 658.054 | 17 |
| 11 BANCOP | 575.055 | 21 |
| 12 SUDAMERIS | 459.852 | 12 |
| 13 INTERFISA | 332.915 | 10 |
| 14 YPACARAI | 331.340 | 20 |
| 15 PYO JAPONESA | 330.850 | 8 |
| 16 CONTINENTAL | 283.735 | 7 |
| 17 FAMILIAR | 280.386 | 10 |
| 18 MEDALLA MILAGROSA | 276.148 | 8 |
| 19 SAN JUAN BAUTISTA | 242.722 | 7 |
| 20 COODEÑE | 175.830 | 9 |
| 21 BNF | 141.504 | 4 |
| 22 COPACONS | 139.360 | 4 |
| 23 GNB | 137.462 | 4 |
| 24 FIC | 101.360 | 4 |
| 25 MBURICAO | 76.894 | 2 |
| 26 GNB-FUSION | 76.216 | 3 |
| 27 COFAN | 70.386 | 3 |
| 28 FINEXPAR | 40.029 | 2 |
| 29 NAZARETH | 11.662 | 1 |
| Total general | 37.460.027 | 1.035 |

Con el Producto PROCOOP se financiaron 7 viviendas por un total de USD 449.394.-

Desembolsos

Total del año USD 134.178.973



| PRODUCTOS | MONTO USD | | PART. % |
|------------------------------|-------------------|--------------------|---------------|
| | jun-22 | ene-jun22 | |
| 1 PROCRECER | 6.670.539 | 49.931.778 | 37,2% |
| 2 PRIMERA VIVIENDA | 9.425.011 | 26.720.023 | 19,9% |
| 3 MICASA | 8.770.096 | 21.655.270 | 16,1% |
| 4 PROCAMPO | 3.160.147 | 11.953.884 | 8,9% |
| 5 RECONV. DE OP. CREDITICIAS | 0 | 7.865.710 | 5,9% |
| 6 FIMAGRO | 0 | 7.034.735 | 5,2% |
| 7 PROPYMES | 2.208.436 | 5.018.445 | 3,7% |
| 8 PRO REACTIVACION | 0 | 1.426.127 | 1,1% |
| 9 PROCOOP | 0 | 1.084.308 | 0,8% |
| 10 PROINFRA | 0 | 816.611 | 0,6% |
| 11 MICREDITO | 0 | 356.308 | 0,4% |
| 12 PROEDUC | 203.113 | 315.773 | 0,2% |
| Total general | 30.437.341 | 134.178.973 | 100,0% |

| TIPO DE ENTIDAD | MONTO USD | | PART. % |
|----------------------|-------------------|--------------------|---------------|
| | jun-22 | ene-jun22 | |
| 1 BANCOS | 26.187.448 | 118.450.247 | 88,3% |
| 2 COOPERATIVA- A y C | 2.904.061 | 10.239.255 | 7,6% |
| 3 FINANCIERAS | 1.345.833 | 4.405.162 | 3,3% |
| 4 COOPERATIVA-PROD | 0 | 1.084.308 | 0,8% |
| Total general | 30.437.341 | 134.178.973 | 100,0% |

| SECTORES | MONTO USD | | PART. % | CANT. DE BENEF. | EMPLEO GENERADO* |
|-----------------------------|-------------------|--------------------|---------------|-----------------|------------------|
| | jun-22 | ene-jun22 | | | |
| 1 VIVIENDA | 18.195.106 | 48.641.452 | 36,3% | 1.165 | 13.596 |
| 2 INDUSTRIAL | 6.932.671 | 48.398.901 | 36,1% | 21 | 1.911 |
| 3 GANADERO | 3.160.147 | 20.567.600 | 15,3% | 32 | 677 |
| 4 AGRICOLA | - | 8.362.896 | 6,2% | 76 | 530 |
| 5 COMERCIAL | 1.469.121 | 4.594.584 | 3,4% | 70 | 382 |
| 6 SERVICIOS | 477.183 | 2.401.155 | 1,8% | 47 | 371 |
| 7 CONSTRUCCION | - | 896.611 | 0,7% | 6 | 64 |
| 8 OTROS SECTORES ECONOMICOS | 203.113 | 315.773 | 0,2% | 21 | 63 |
| Total general | 30.437.341 | 134.178.973 | 100,0% | 1.438 | 17.594 |

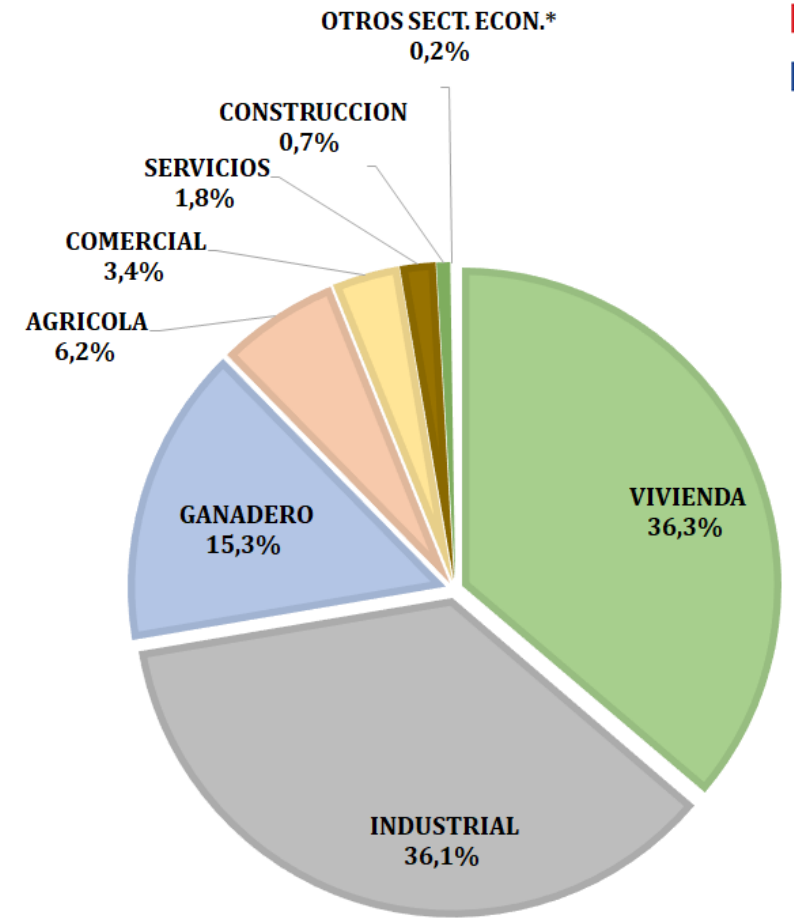
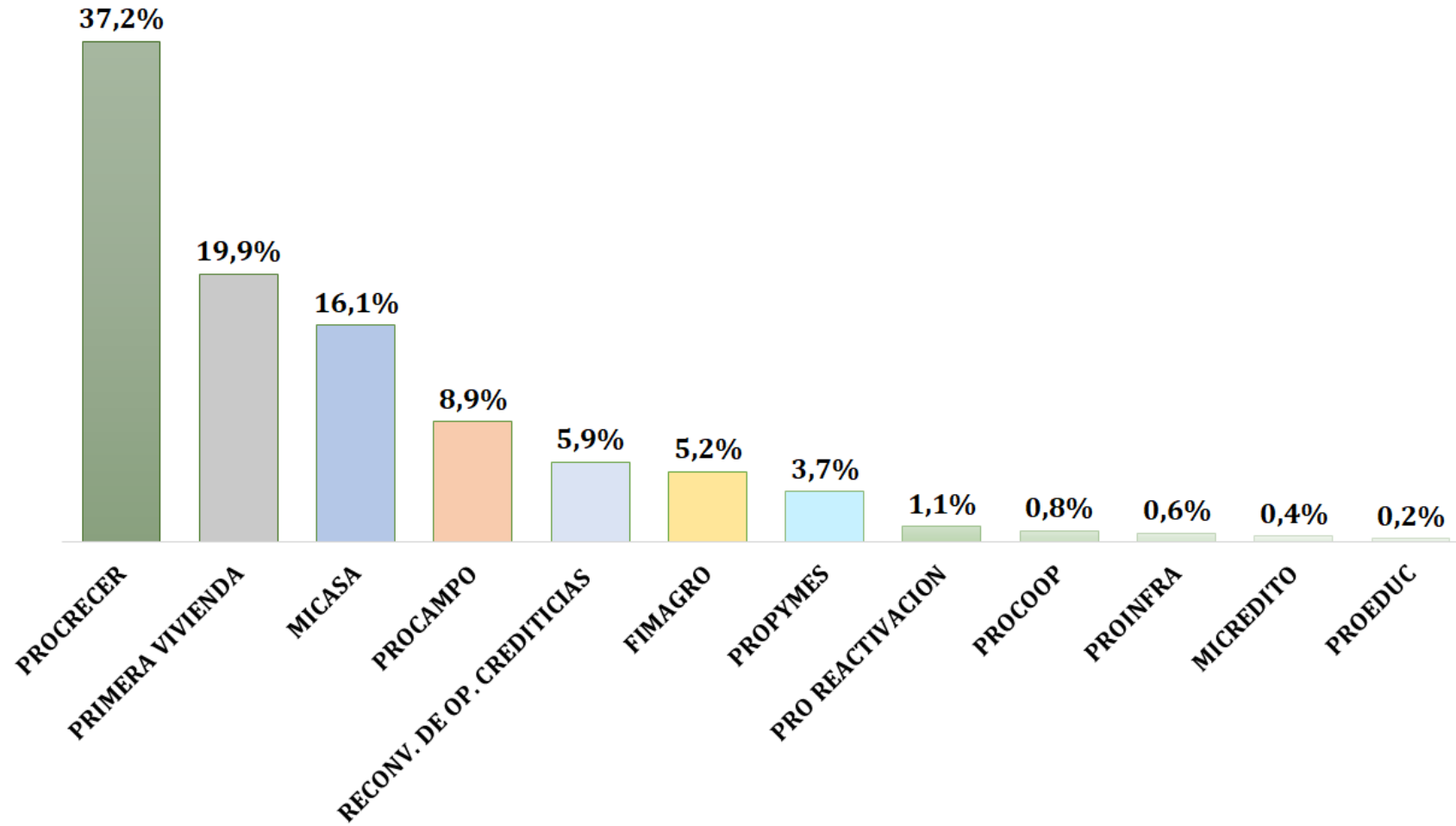
*Empleo Generado: Empleo Directo + Indirecto

Observación: Los datos correspondientes a impacto en la generación de empleos se obtienen a partir de documentos remitidos por las IFIs.

Otros Sectores Económicos: Educación

Desembolsos

Total del año USD 134.178.973



* Otros Sectores Económicos: Educación

Cartera de Créditos AFD

Total USD 981.035.875



| | PRODUCTOS | MONTO USD | PART. % |
|----|----------------------------|--------------------|---------------|
| 1 | PROCRECER | 237.966.781 | 24,3% |
| 2 | MICASA | 237.045.419 | 24,2% |
| 3 | PRIMERA VIVIENDA | 116.800.275 | 11,9% |
| 4 | RECONV. DE OP. CREDITICIAS | 86.951.402 | 8,9% |
| 5 | PRO REACTIVACION | 84.802.508 | 8,6% |
| 6 | PROCAMPO | 68.186.757 | 7,0% |
| 7 | FINANCIAMIENTO DE BONOS | 49.214.633 | 5,0% |
| 8 | PROCOOP | 29.594.779 | 3,0% |
| 9 | PROPYMES | 28.676.584 | 2,9% |
| 10 | FIMAGRO | 17.309.131 | 1,8% |
| 11 | MI 1RA.CASA | 14.769.853 | 1,4% |
| 12 | PROFORESTAL | 3.341.192 | 0,3% |
| 13 | MICREDITO | 1.910.032 | 0,2% |
| 14 | PROEDUC | 1.901.717 | 0,2% |
| 15 | PROINFRA | 1.424.069 | 0,1% |
| 16 | PRORREGADIO | 872.730 | 0,1% |
| 17 | RENEGOCIACION AGROPECUARIA | 268.014 | 0,1% |
| | Total general | 981.035.875 | 100,0% |

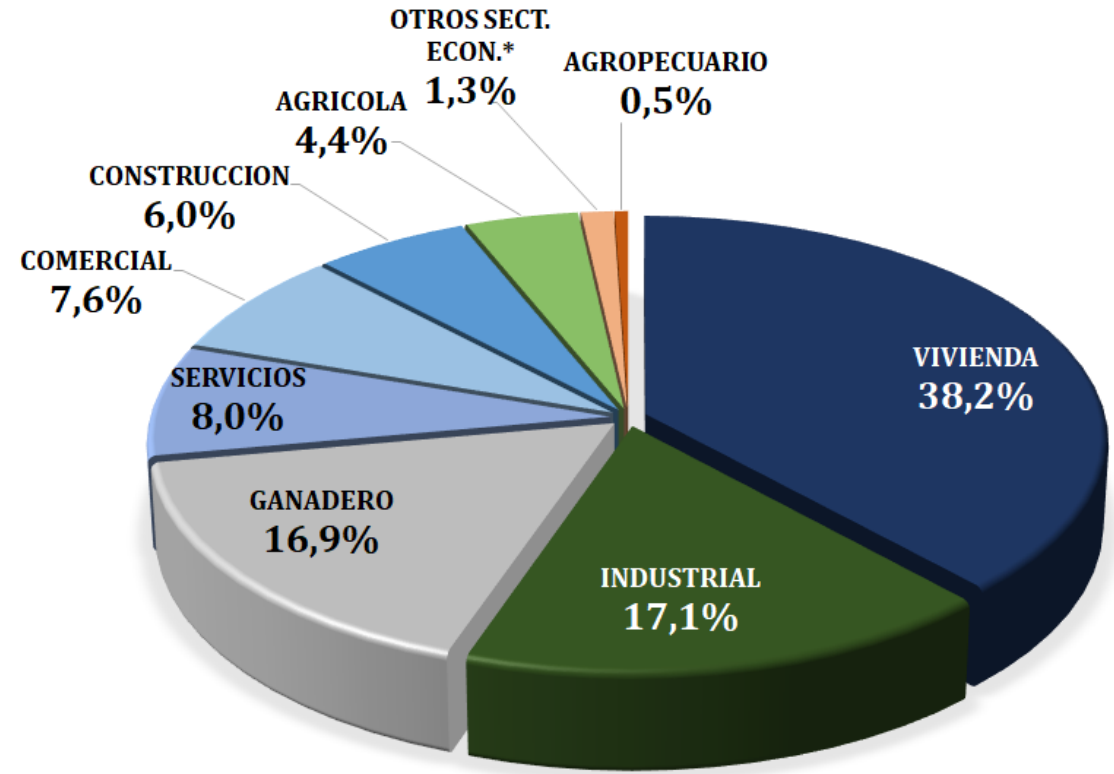
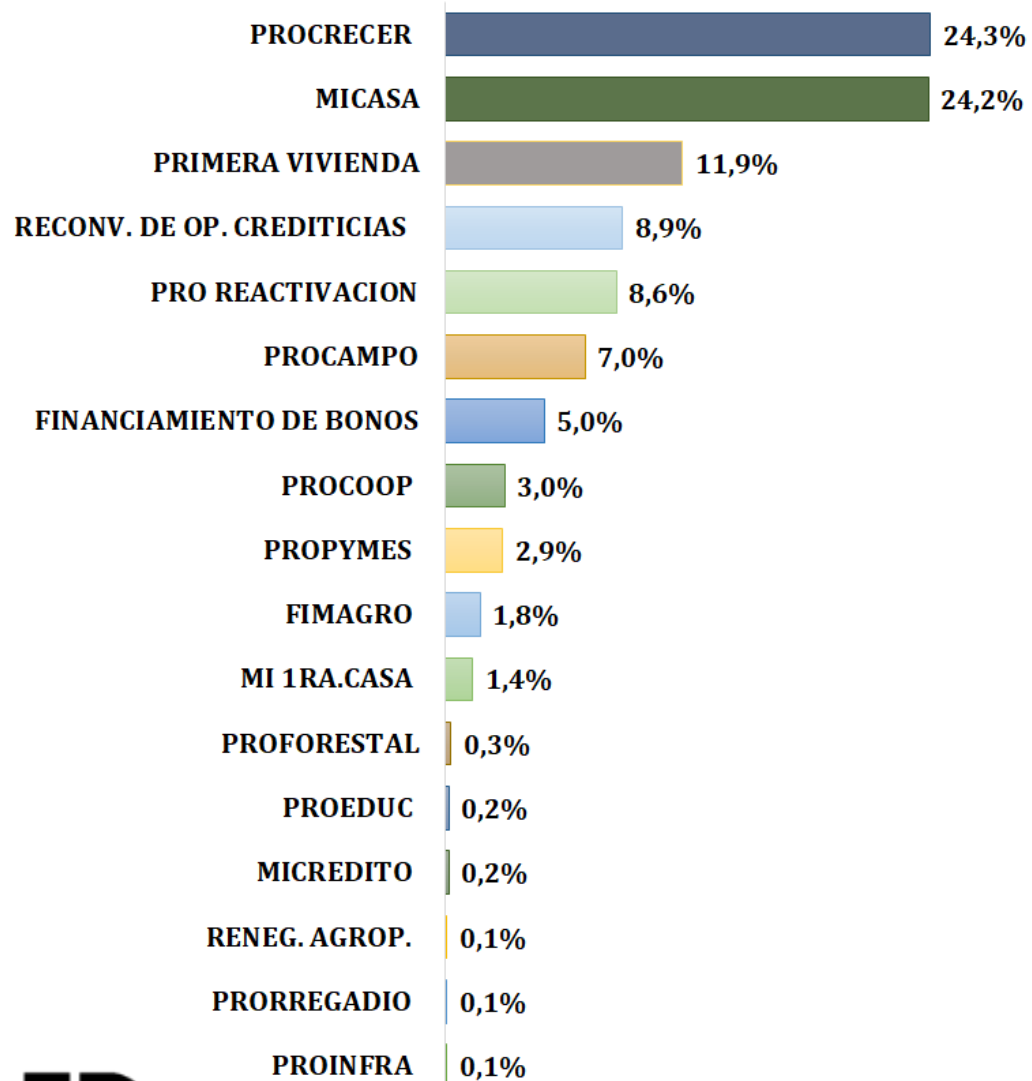
| | TIPO DE ENTIDAD | MONTO USD | PART. % |
|---|----------------------|--------------------|---------------|
| 1 | BANCOS | 781.744.275 | 79,7% |
| 2 | COOPERATIVA- Ay C | 100.050.639 | 10,2% |
| 3 | COOPERATIVA-PROD | 68.814.417 | 7,0% |
| 4 | FINANCIERAS | 30.426.544 | 3,1% |
| | Total general | 981.035.875 | 100,0% |

| | SECTORES | MONTO USD | PART. % |
|---|---------------------------|--------------------|---------------|
| 1 | VIVIENDA | 374.413.706 | 38,2% |
| 2 | INDUSTRIAL | 168.159.232 | 17,1% |
| 3 | GANADERO | 165.612.065 | 16,9% |
| 4 | SERVICIOS | 78.706.888 | 8,0% |
| 5 | COMERCIAL | 75.019.819 | 7,6% |
| 6 | CONSTRUCCION | 58.675.471 | 6,0% |
| 7 | AGRICOLA | 42.923.567 | 4,4% |
| 8 | OTROS SECTORES ECONOMICOS | 12.380.162 | 1,3% |
| 9 | AGROPECUARIO | 5.144.965 | 0,5% |
| | Total general | 981.035.875 | 100,0% |

* Otros Sectores Económicos: Forestal, Educación, Minas y Energía
TC: 6847,76

Cartera de Créditos AFD

Total USD 981.035.875



* Otros Sectores Económicos: Forestal, Educación, Minas y Energía

Cartera de Créditos AFD

Total USD 981.035.875



Cartera de Créditos de la AFD en USD

| Tipo de IFI | JUNIO 2021 | DICIEMBRE 2021 | MAYO 2022 | JUNIO 2022 | Var. Mensual % | Var. % Dic21 vs Jun22 | Var. % Jun21 vs Jun22 |
|--------------|--------------------|--------------------|--------------------|--------------------|----------------|--------------------------|--------------------------|
| Bancos | 625.281.305 | 721.406.506 | 764.461.817 | 781.744.275 | 2,26% | 8,36% | 25,02% |
| Cooperativas | 160.421.716 | 166.507.728 | 167.583.362 | 168.865.056 | 0,76% | 1,42% | 5,26% |
| Financieras* | 32.690.388 | 33.252.265 | 30.847.855 | 30.426.544 | -1,37% | -8,50% | -6,93% |
| Total | 818.393.409 | 921.166.498 | 962.893.034 | 981.035.875 | 1,88% | 6,50% | 19,87% |

* Incluye al Fondo Ganadero

Tasas AFD otorgadas a las Instituciones Financieras Intermediarias (IFIs)

Moneda: Guaraníes

| Nº | Productos Crediticios de la AFD | 2.021 | 2.022 |
|----|---------------------------------|-------|-------|
| 1 | Primera Vivienda | | |
| 2 | <i>Tasa IFI hasta 6,90%</i> | 4,00% | 4,00% |
| 3 | <i>Tasa IFI hasta 8,90%</i> | 5,00% | 5,00% |
| 4 | MiCasa | 6,90% | 6,90% |
| 5 | Procoop | 6,75% | 7,00% |
| 6 | <i>Procoop Vivienda</i> | 6,90% | 6,90% |
| 7 | <i>Procoop Pymes</i> | 6,25% | 7,00% |
| 8 | <i>Procoop Forestal</i> | 5,50% | 5,75% |
| 9 | Fimagro | 7,50% | 7,25% |
| 10 | ProCrecer | 6,25% | 7,00% |
| 11 | Financiamiento de Bonos | 6,25% | 7,00% |
| 12 | ProCampo | 6,75% | 7,00% |
| 13 | ProRegadío | 6,50% | 7,00% |
| 14 | ProPymes | 6,25% | 7,00% |
| 15 | ProInfra | 7,00% | 7,00% |
| 16 | ProForestal | 5,50% | 5,75% |
| 17 | MiCrédito | 7,50% | 9,00% |
| 18 | ProEduc | 6,50% | 5,75% |
| 19 | Prodesi | 5,75% | 6,00% |
| 20 | Renegociación Agropecuaria | | 7,00% |
| 21 | Eficiencia Energética | | 5,25% |

Moneda: Dólares

| Nº | Productos Crediticios de la AFD | 2.021 | 2.022 |
|----|---------------------------------|-------|-------|
| 1 | MiCasa | 2,95% | 3,95% |
| 2 | Procoop | 2,95% | 3,95% |
| 3 | <i>Procoop Vivienda</i> | 2,95% | 3,95% |
| 4 | <i>Procoop Pymes</i> | 2,95% | 3,95% |
| 5 | <i>Procoop Forestal</i> | 2,95% | 3,95% |
| 6 | Fimagro | 2,95% | 3,95% |
| 7 | ProCrecer | 2,95% | 3,95% |
| 8 | ProCampo | 2,95% | 3,95% |
| 9 | ProRegadío | 2,95% | 3,95% |
| 10 | ProPymes | 2,95% | 3,95% |
| 11 | ProInfra | 2,95% | 3,95% |
| 12 | ProForestal | 2,95% | 3,95% |
| 13 | MiCrédito | 2,95% | 3,95% |
| 14 | ProEduc | 2,95% | 3,95% |
| 15 | Prodesi | 2,95% | 3,95% |
| 16 | Renegociación Agropecuaria | | 3,95% |
| 17 | Eficiencia Energética | | 3,95% |

PROMEDIO DE PLAZO y TASAS



Promedio de Tasa de Interés Anual y Plazos Detallados por Productos

| Guaraníes | | | |
|----------------------------|-------------|------------|-------------|
| Productos | Plazo | Tasa AFD | Tasa IFI |
| MICREDITO | 2,9 | 8,1 | 21,7 |
| PROCOOP | 10,1 | 6,8 | 9,6 |
| MICASA | 13,3 | 7,0 | 10,2 |
| PROCRECER | 9,6 | 6,5 | 10,2 |
| PROEDUC | 6,2 | 6,3 | 10,4 |
| PROCAMPO | 7,9 | 6,8 | 9,7 |
| PROPYMES | 8,0 | 6,4 | 11,0 |
| RECONV. DE OP. CREDITICIAS | 7,7 | 6,5 | 11,1 |
| PRIMERA VIVIENDA | 16,3 | 4,5 | 7,8 |
| PRO REACTIVACION | 6,2 | 5,5 | 11,2 |
| PROFORESTAL | 11,1 | 5,8 | 9,0 |
| Promedio Ponderado | 10,6 | 6,2 | 10,1 |

| Dólares | | | |
|----------------------------|------------|------------|------------|
| Productos | Plazo | Tasa AFD | Tasa IFI |
| MICREDITO | 1,8 | 3,0 | 11,5 |
| PROCOOP | 2,7 | 3,0 | 8,0 |
| MICASA | 7,3 | 5,4 | 9,4 |
| PROCRECER | 6,6 | 3,1 | 6,9 |
| PROEDUC | 9,6 | 3,0 | 8,5 |
| PROCAMPO | 5,7 | 3,0 | 6,2 |
| PROPYMES | 4,7 | 3,0 | 5,3 |
| RECONV. DE OP. CREDITICIAS | 8,1 | 3,0 | 6,2 |
| PROINFRA | 5,2 | 3,0 | 5,5 |
| FIMAGRO | 4,5 | 3,0 | 5,0 |
| Promedio Ponderado | 6,2 | 3,0 | 6,4 |

Periodo: Julio 2021 a Junio 2022

Los promedios fueron calculados en base a las operaciones desembolsadas a las Entidades Financieras en el periodo mencionado.