



FEBRERO, 2022

Aprobaciones

Total del año USD 36.764.730



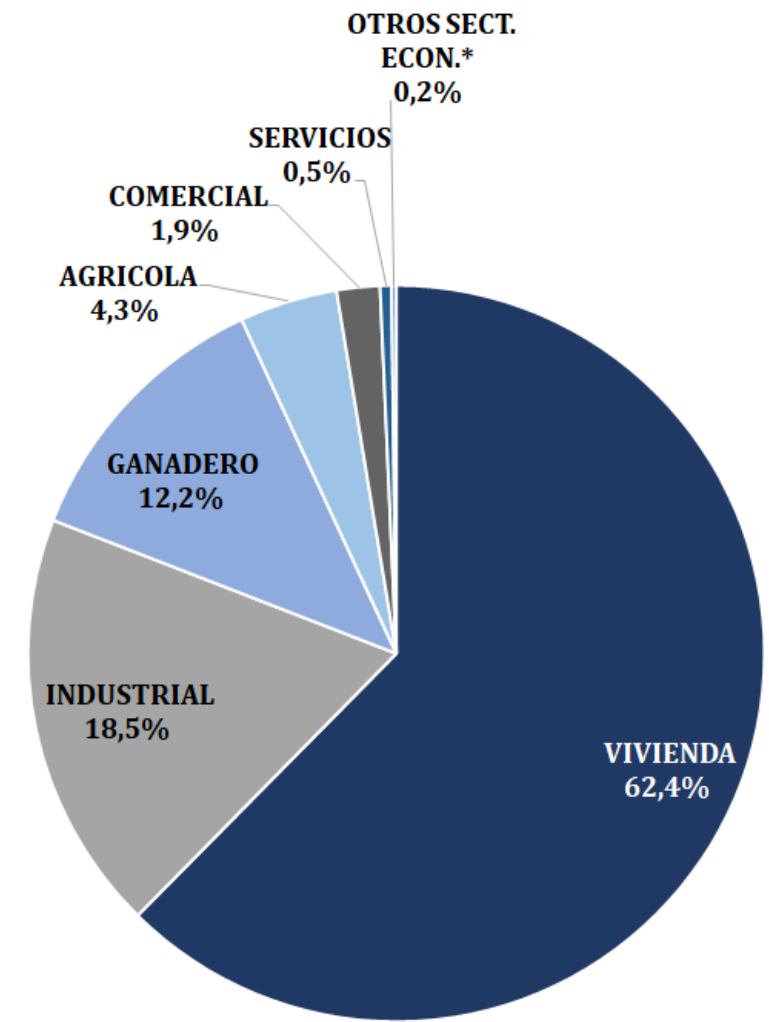
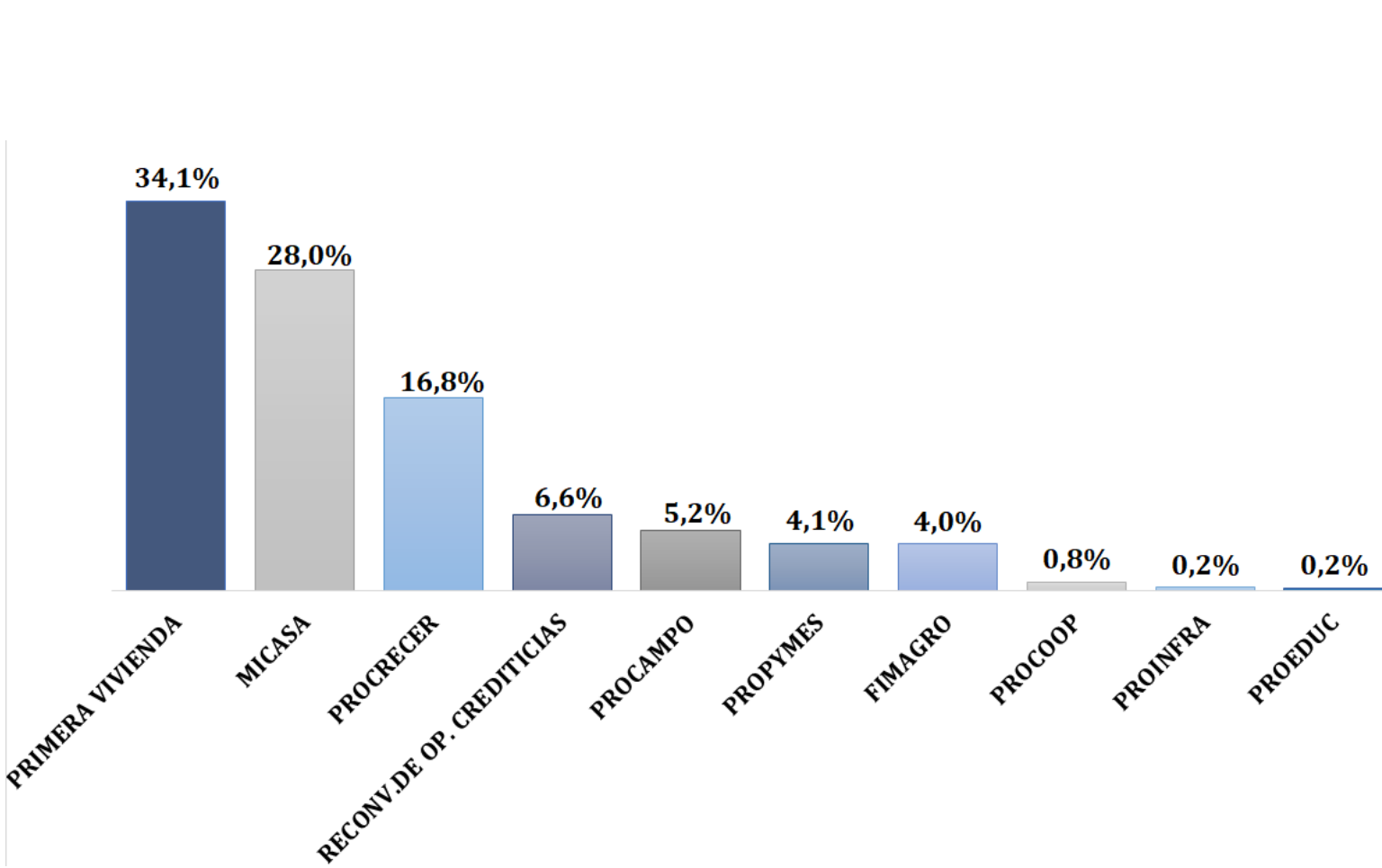
| PRODUCTOS | MONTO USD | | PART. % |
|-----------------------------------|-------------------|-------------------|---------------|
| | feb-22 | ene-feb 22 | |
| 1 PRIMERA VIVIENDA | 5.443.059 | 12.525.490 | 34,1% |
| 2 MICASA | 4.980.892 | 10.299.403 | 28,0% |
| 3 PROCRECER | - | 6.184.459 | 16,8% |
| 4 RECONVERSION DE OP. CREDITICIAS | - | 2.427.091 | 6,6% |
| 5 PROCAMPO | 774.627 | 1.908.789 | 5,2% |
| 6 PROPYMES | 314.020 | 1.499.672 | 4,1% |
| 7 FIMAGRO | - | 1.485.984 | 4,0% |
| 8 PROCOOP | - | 275.948 | 0,8% |
| 9 PROINFRA | - | 90.000 | 0,2% |
| 10 PROEDUC | 67.894 | 67.894 | 0,2% |
| Total general | 11.580.493 | 36.764.730 | 100,0% |

| TIPO DE ENTIDAD | MONTO USD | | PART. % |
|----------------------|-------------------|-------------------|---------------|
| | feb-22 | ene-feb 22 | |
| 1 BANCOS | 8.236.214 | 30.278.614 | 82,4% |
| 2 COOPERATIVA- A y C | 1.837.426 | 3.430.500 | 9,3% |
| 3 FINANCIERAS | 1.506.853 | 2.779.668 | 7,6% |
| 4 COOPERATIVA-PROD | - | 275.948 | 0,7% |
| Total general | 11.580.493 | 36.764.730 | 100,0% |

| SECTORES | MONTO USD | | PART. % | CANT. DE BENEFICIARIOS |
|-----------------------------|-------------------|-------------------|---------------|------------------------|
| | feb-22 | ene-feb 22 | | |
| 1 VIVIENDA | 10.423.951 | 22.939.735 | 62,4% | 530 |
| 2 INDUSTRIAL | 142.166 | 6.794.540 | 18,5% | 5 |
| 3 GANADERO | 774.627 | 4.496.987 | 12,2% | 9 |
| 4 AGRICOLA | - | 1.575.984 | 4,3% | 10 |
| 5 COMERCIAL | 157.568 | 690.306 | 1,9% | 5 |
| 6 SERVICIOS | 14.286 | 199.286 | 0,5% | 2 |
| 7 OTROS SECTORES ECONOMICOS | 67.894 | 67.894 | 0,2% | 3 |
| Total general | 11.580.493 | 36.764.730 | 100,0% | 564 |

Aprobaciones

Total del año USD 36.764.730



APROBACIONES POR INSTITUCIONES FINANCIERAS INTERMEDIARIAS (Ene-Feb 2022)
PRODUCTO: MI CASA

| IFIs | AÑO 2022 | |
|----------------------|-------------------|-----------------|
| | MONTO APROBADO | CANT. DE BENEF. |
| 1 ITAU | 2.519.817 | 38 |
| 2 ATLAS | 2.366.745 | 39 |
| 3 BASA | 2.074.579 | 26 |
| 4 UNIVERSITARIA | 722.114 | 20 |
| 5 SUDAMERIS | 438.875 | 5 |
| 6 FAMILIAR | 393.626 | 9 |
| 7 REGIONAL | 367.160 | 6 |
| 8 BNF | 221.759 | 4 |
| 9 GNB-FUSION | 203.583 | 2 |
| 10 BANCOP | 149.521 | 3 |
| 11 VISION | 141.323 | 2 |
| 12 COFAN | 124.928 | 8 |
| 13 YPACARAI | 111.923 | 3 |
| 14 EL COMERCIO | 96.101 | 2 |
| 15 INTERFISA | 83.535 | 3 |
| 16 FIC | 68.488 | 1 |
| 17 MEDALLA MILAGROSA | 57.153 | 2 |
| 18 PYO JAPONESA | 50.082 | 1 |
| 19 CONTINENTAL | 36.237 | 1 |
| 20 8 DE MARZO | 36.079 | 1 |
| 21 TU FINANCIERA | 28.584 | 2 |
| 22 SAN JUAN BAUTISTA | 7.188 | 1 |
| Total general | 10.299.403 | 179 |

PRODUCTO: PRIMERA VIVIENDA

| IFIs | AÑO 2022 | |
|----------------------|-------------------|-----------------|
| | MONTO APROBADO | CANT. DE BENEF. |
| 1 ATLAS | 4.391.741 | 115 |
| 2 ITAU | 1.594.590 | 40 |
| 3 UENO | 1.256.216 | 34 |
| 4 COOMECIPAR | 1.035.251 | 28 |
| 5 EL COMERCIO | 870.448 | 24 |
| 6 UNIVERSITARIA | 716.556 | 22 |
| 7 BASA | 507.464 | 13 |
| 8 8 DE MARZO | 348.730 | 12 |
| 9 REGIONAL | 310.649 | 11 |
| 10 VISION | 274.269 | 10 |
| 11 BANCOP | 207.929 | 7 |
| 12 PYO JAPONESA | 165.722 | 4 |
| 13 SOLAR | 146.302 | 4 |
| 14 SUDAMERIS | 134.144 | 3 |
| 15 YPACARAI | 110.673 | 7 |
| 16 INTERFISA | 101.333 | 3 |
| 17 MBURICAO | 76.894 | 2 |
| 18 FIC | 73.777 | 2 |
| 19 MEDALLA MILAGROSA | 68.724 | 2 |
| 20 FAMILIAR | 46.598 | 3 |
| 21 GNB | 36.391 | 1 |
| 22 CONTINENTAL | 27.140 | 1 |
| 23 FINEXPAR | 23.948 | 1 |
| Total general | 12.525.490 | 349 |

Con el Producto PROCOOP se financiaron 2 viviendas por un total de USD 114.842.-

Desembolsos

Total del año USD 48.260.210



| PRODUCTOS | MONTO USD | | PART. % |
|-----------------------------------|-------------------|-------------------|---------------|
| | feb-22 | ene-feb22 | |
| 1 PROCRECER | 10.024.998 | 19.079.130 | 39,5% |
| 2 RECONVERSION DE OP. CREDITICIAS | 7.865.710 | 7.865.710 | 16,3% |
| 3 PRIMERA VIVIENDA | 2.559.404 | 5.615.983 | 11,6% |
| 4 MICASA | 3.056.223 | 5.224.365 | 10,8% |
| 5 PROCAMPO | 3.399.026 | 3.937.861 | 8,2% |
| 6 FIMAGRO | 2.993.130 | 3.760.701 | 7,8% |
| 7 PRO REACTIVACION | 0 | 1.426.127 | 3,0% |
| 8 PROPYMES | 465.366 | 921.302 | 1,9% |
| 9 PROCOOP | 211.125 | 211.125 | 0,4% |
| 10 PROINFRA | 190.000 | 190.000 | 0,4% |
| 11 PROEDUC | 0 | 27.907 | 0,1% |
| Total general | 30.764.981 | 48.260.210 | 100,0% |

| TIPO DE ENTIDAD | MONTO USD | | PART. % |
|----------------------|-------------------|-------------------|---------------|
| | feb-22 | ene-feb22 | |
| 1 BANCOS | 29.101.013 | 43.715.280 | 90,6% |
| 2 COOPERATIVA- A y C | 1.350.112 | 2.760.294 | 5,7% |
| 3 FINANCIERAS | 102.732 | 1.573.511 | 3,3% |
| 4 COOPERATIVA-PROD | 211.125 | 211.125 | 0,4% |
| Total general | 30.764.981 | 48.260.210 | 100,0% |

| SECTORES | MONTO USD | | PART. % | CANT. DE BENEF. | EMPLEO GENERADO* |
|-----------------------------|-------------------|-------------------|---------------|-----------------|------------------|
| | feb-22 | ene-feb22 | | | |
| 1 INDUSTRIAL | 8.205.414 | 17.452.249 | 36,2% | 6 | 1.763 |
| 2 GANADERO | 11.669.746 | 12.208.581 | 25,3% | 13 | 207 |
| 3 VIVIENDA | 5.665.741 | 10.890.463 | 22,6% | 279 | 2.892 |
| 4 AGRICOLA | 4.211.630 | 4.979.201 | 10,3% | 37 | 292 |
| 5 COMERCIAL | 375.989 | 1.903.281 | 3,9% | 4 | 127 |
| 6 SERVICIOS | 446.461 | 608.529 | 1,3% | 9 | 130 |
| 7 CONSTRUCCION | 190.000 | 190.000 | 0,3% | 1 | 7 |
| 8 OTROS SECTORES ECONOMICOS | - | 27.907 | 0,1% | 2 | 6 |
| Total general | 30.764.981 | 48.260.210 | 100,0% | 351 | 5.424 |

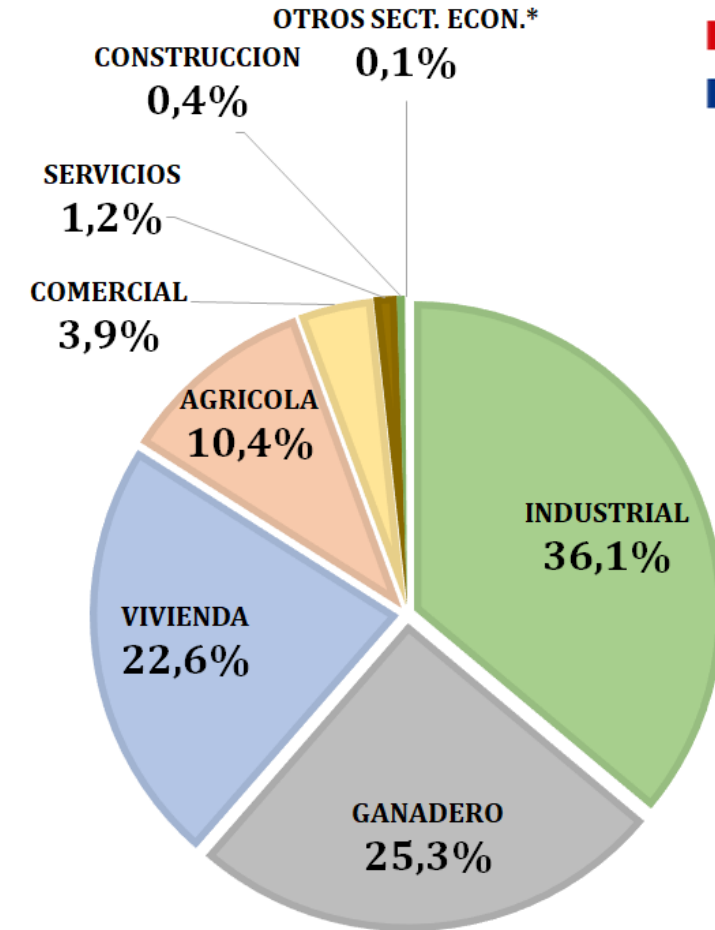
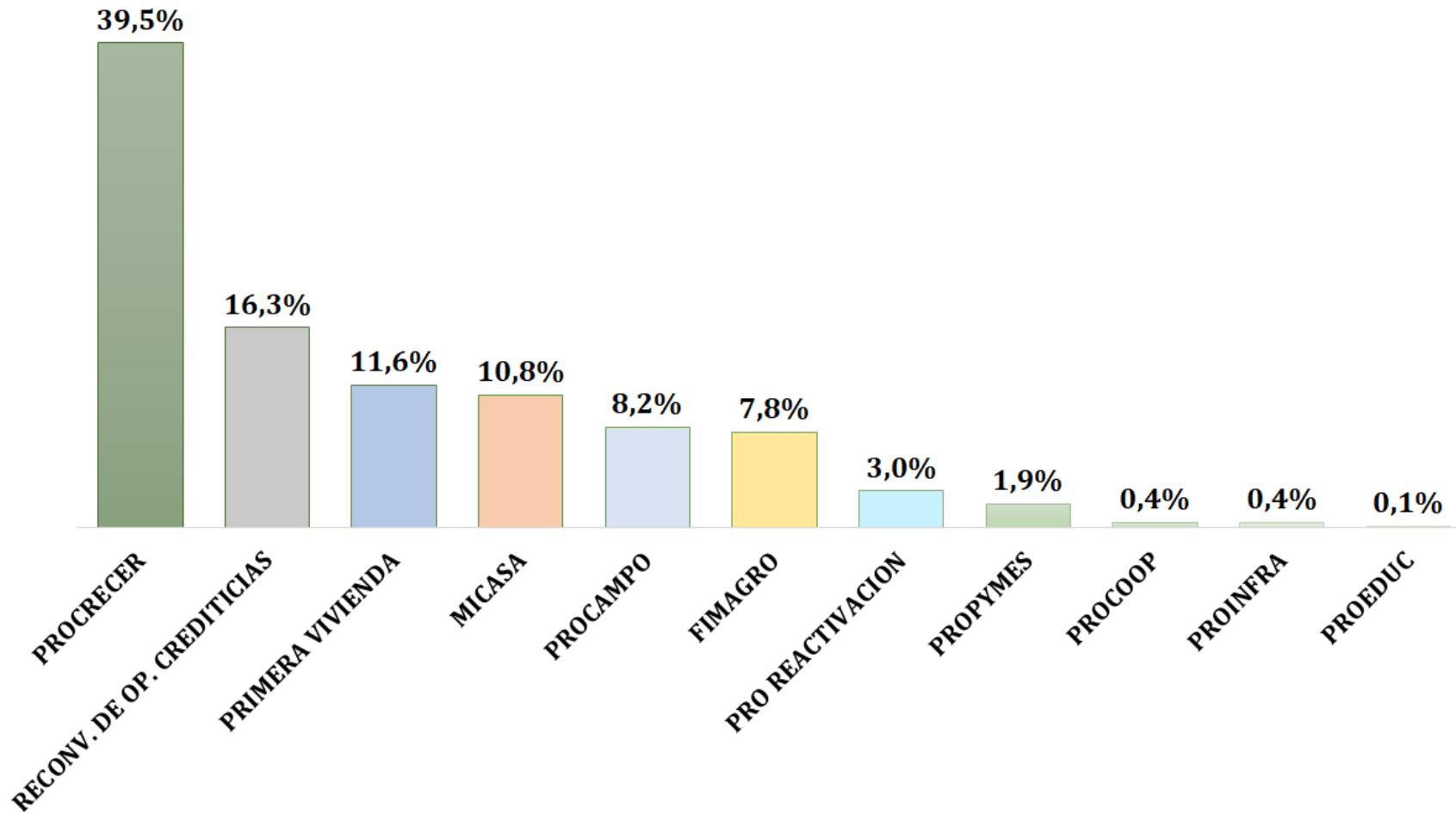
*Empleo Generado: Empleo Directo + Indirecto

Observación: Los datos correspondientes a impacto en la generación de empleos se obtienen a partir de documentos remitidos por las IFIs.

Otros Sectores Económicos: Educación.

Desembolsos

Total del año USD 48.260.210



* Otros Sectores Económicos: Educación

Cartera de Créditos AFD

Total USD 932.609.751



| | PRODUCTOS | MONTO USD | PART. % |
|----|---------------------------------|--------------------|---------------|
| 1 | MICASA | 224.308.283 | 24,1% |
| 2 | PROCRECER | 217.099.391 | 23,3% |
| 3 | PRIMERA VIVIENDA | 95.370.914 | 10,2% |
| 4 | RECONVERSION DE OP. CREDITICIAS | 91.994.583 | 9,9% |
| 5 | PRO REACTIVACION | 85.954.088 | 9,2% |
| 6 | PROCAMPO | 60.896.359 | 6,5% |
| 7 | FINANCIAMIENTO DE BONOS | 48.501.246 | 5,2% |
| 8 | PROCOOP | 30.908.129 | 3,3% |
| 9 | PROPYMES | 25.960.613 | 2,8% |
| 10 | FIMAGRO | 25.266.946 | 2,7% |
| 11 | MI 1RA.CASA | 15.053.992 | 1,6% |
| 12 | MICREDITO | 3.730.435 | 0,4% |
| 13 | PROFORESTAL | 3.279.471 | 0,4% |
| 14 | PROEDUC | 1.757.789 | 0,2% |
| 15 | PRORREGADIO | 1.178.320 | 0,1% |
| 16 | PROINFRA | 961.996 | 0,1% |
| 17 | RENEGOCIACION AGROPECUARIA | 387.196 | 0,04% |
| | Total general | 932.609.751 | 100,0% |

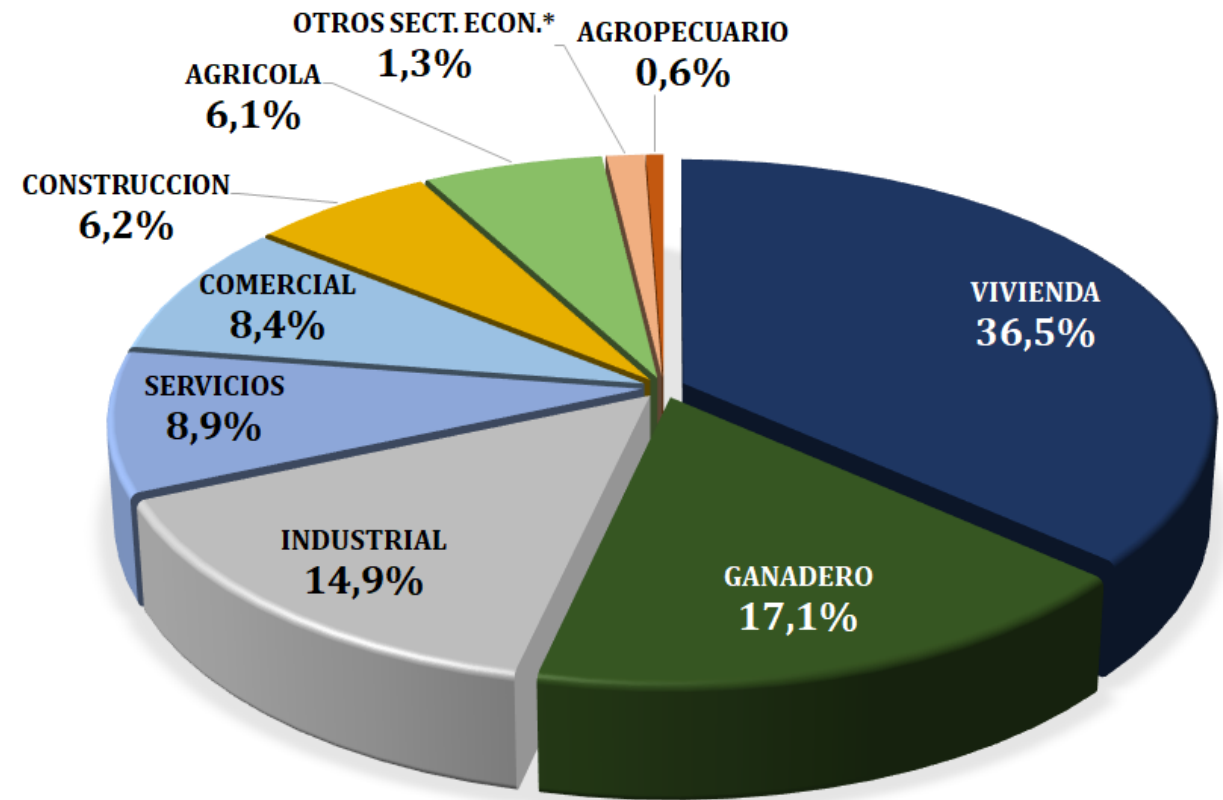
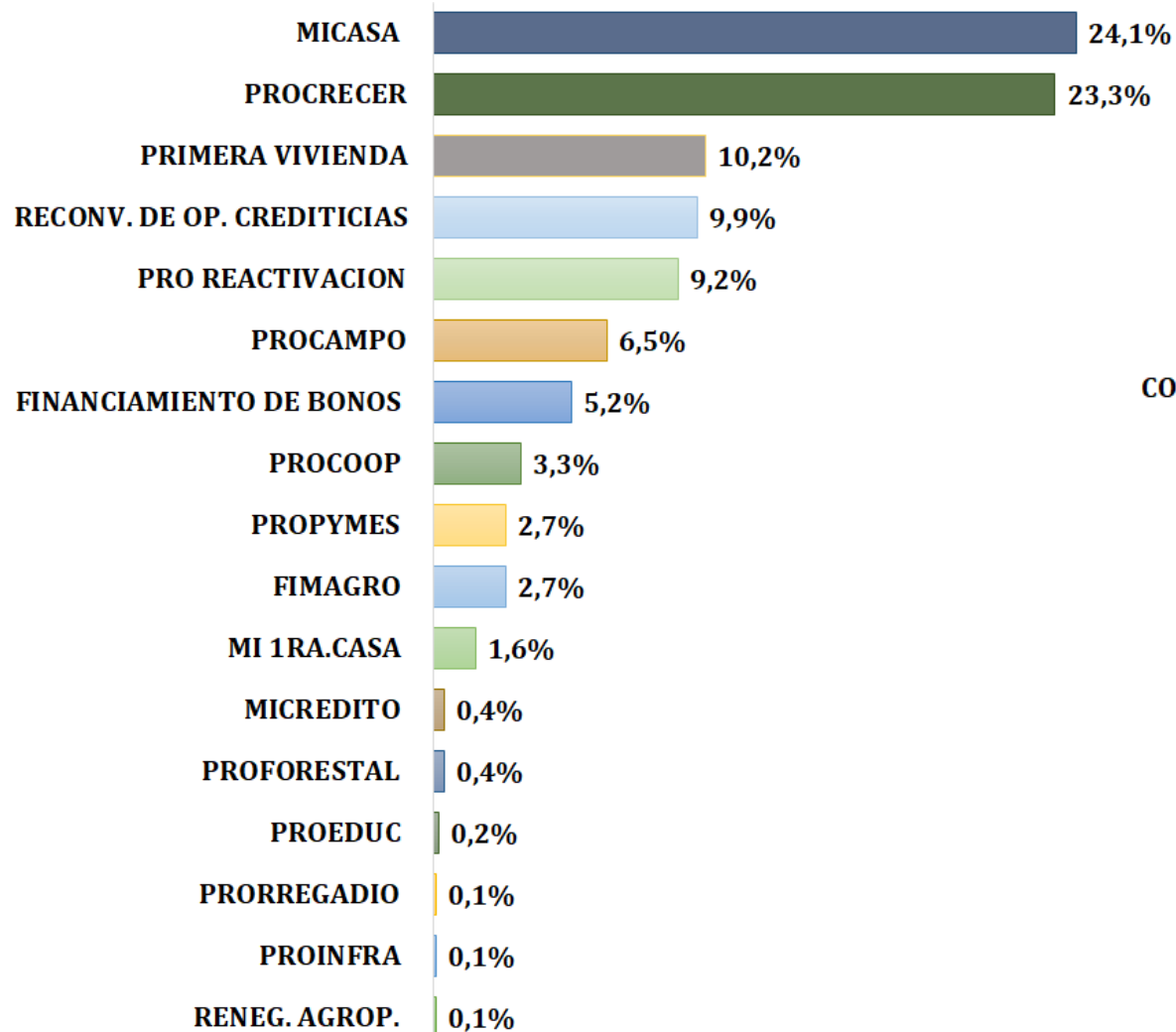
| | TIPO DE ENTIDAD | MONTO USD | PART. % |
|---|----------------------|--------------------|---------------|
| 1 | BANCOS | 736.671.475 | 79,0% |
| 2 | COOPERATIVA- A y C | 94.074.952 | 10,1% |
| 3 | COOPERATIVA-PROD | 69.825.330 | 7,5% |
| 4 | FINANCIERAS | 32.037.994 | 3,4% |
| | Total general | 932.609.751 | 100,0% |

| | SECTORES | MONTO USD | PART. % |
|---|---------------------------|--------------------|---------------|
| 1 | VIVIENDA | 340.575.245 | 36,5% |
| 2 | GANADERO | 159.636.619 | 17,1% |
| 3 | INDUSTRIAL | 139.037.440 | 14,9% |
| 4 | SERVICIOS | 82.548.627 | 8,9% |
| 5 | COMERCIAL | 78.694.810 | 8,4% |
| 6 | CONSTRUCCION | 58.107.714 | 6,2% |
| 7 | AGRICOLA | 56.446.221 | 6,1% |
| 8 | OTROS SECTORES ECONOMICOS | 12.191.233 | 1,3% |
| 9 | AGROPECUARIO | 5.371.842 | 0,6% |
| | Total general | 932.609.751 | 100,0% |

* Otros Sectores Económicos: Forestal, Educación, Minas y Energía
TC: 6999,82

Cartera de Créditos AFD

Total USD 932.609.751



* Otros Sectores Económicos: Forestal, Educación, Minas y Energía

Cartera de Créditos AFD

Total USD 932.609.751



Cartera de Créditos de la AFD en USD

| Tipo de IFI | FEBRERO 2021 | DICIEMBRE 2021 | ENERO 2022 | FEBRERO 2022 | Var. Mensual % | Var. % Feb21 vs Feb22 |
|--------------|--------------------|--------------------|--------------------|--------------------|----------------|--------------------------|
| Bancos | 665.805.522 | 721.406.506 | 713.023.121 | 736.671.475 | 3,32% | 10,64% |
| Cooperativas | 159.857.468 | 166.507.728 | 162.734.463 | 163.900.282 | 0,72% | 2,53% |
| Financieras* | 33.469.778 | 33.252.265 | 32.786.004 | 32.037.994 | -2,28% | -4,28% |
| Total | 859.132.767 | 921.166.498 | 908.543.588 | 932.609.751 | 2,65% | 8,55% |

* Incluye al Fondo Ganadero

Tasas AFD otorgadas a las Instituciones Financieras Intermediarias (IFIs)

Moneda: Guaraníes

| Nº | Productos Crediticios de la AFD | 2.021 | 2.022 |
|----|---------------------------------|-------|-------|
| 1 | Primera Vivienda | | |
| 2 | Tasa IFI hasta 6,90% | 4,00% | 4,00% |
| 3 | Tasa IFI hasta 8,90% | 5,00% | 5,00% |
| 4 | MiCasa | 6,90% | 6,90% |
| 5 | Procoop | 6,75% | 7,00% |
| 6 | Procoop Vivienda | 6,90% | 6,90% |
| 7 | Procoop Pymes | 6,25% | 7,00% |
| 8 | Procoop Forestal | 5,50% | 5,75% |
| 9 | Fimagro | 7,50% | 7,25% |
| 10 | ProCrecer | 6,25% | 7,00% |
| 11 | Financiamiento de Bonos | 6,25% | 7,00% |
| 12 | ProCampo | 6,75% | 7,00% |
| 13 | ProRegadío | 6,50% | 7,00% |
| 14 | ProPymes | 6,25% | 7,00% |
| 15 | ProInfra | 7,00% | 7,00% |
| 16 | ProForestal | 5,50% | 5,75% |
| 17 | MiCrédito | 7,50% | 9,00% |
| 18 | ProEduc | 6,50% | 5,75% |
| 19 | Prodesi | 5,75% | 6,00% |
| 20 | Renegociación Agropecuaria | | 7,00% |

Moneda: Dólares

| Nº | Productos Crediticios de la AFD | 2.021 | 2.022 |
|----|---------------------------------|-------|-------|
| 1 | MiCasa | 2,95% | 3,95% |
| 2 | Procoop | 2,95% | 3,95% |
| 3 | Procoop Vivienda | 2,95% | 3,95% |
| 4 | Procoop Pymes | 2,95% | 3,95% |
| 5 | Procoop Forestal | 2,95% | 3,95% |
| 6 | Fimagro | 2,95% | 3,95% |
| 7 | ProCrecer | 2,95% | 3,95% |
| 8 | ProCampo | 2,95% | 3,95% |
| 9 | ProRegadío | 2,95% | 3,95% |
| 10 | ProPymes | 2,95% | 3,95% |
| 11 | ProInfra | 2,95% | 3,95% |
| 12 | ProForestal | 2,95% | 3,95% |
| 13 | MiCrédito | 2,95% | 3,95% |
| 14 | ProEduc | 2,95% | 3,95% |
| 15 | Prodesi | 2,95% | 3,95% |
| 16 | Renegociación Agropecuaria | | 3,95% |

PROMEDIO DE PLAZO y TASAS



Promedio de Tasa de Interés Anual y Plazos Detallados por Productos

| Guaraníes | | | |
|----------------------------|------------|------------|-------------|
| Productos | Plazo | Tasa AFD | Tasa IFI |
| MICREDITO | 3,7 | 7,5 | 12,0 |
| PROCOOP | 9,7 | 6,8 | 10,0 |
| MICASA | 12,9 | 7,1 | 11,7 |
| PROCRECER | 8,7 | 6,7 | 10,9 |
| PROEDUC | 5,6 | 6,6 | 10,7 |
| PROCAMPO | 7,8 | 6,8 | 10,1 |
| PROPYMES | 8,3 | 6,3 | 11,4 |
| PROFORESTAL | 11,1 | 5,8 | 9,0 |
| PRIMERA VIVIENDA | 15,5 | 4,8 | 8,0 |
| PRO REACTIVACION | 6,2 | 5,5 | 10,7 |
| RECONV. DE OP. CREDITICIAS | 7,6 | 6,5 | 11,4 |
| Promedio Ponderado | 9,6 | 6,3 | 10,5 |

| Dólares | | | |
|----------------------------|------------|------------|------------|
| Productos | Plazo | Tasa AFD | Tasa IFI |
| MICREDITO | 1,8 | 3,0 | 11,5 |
| PROCOOP | 3,6 | 3,7 | 8,0 |
| MICASA | 7,3 | 5,4 | 9,4 |
| PROCRECER | 7,4 | 3,2 | 7,6 |
| PROEDUC | 9,6 | 3,0 | 8,5 |
| PROCAMPO | 7,6 | 3,0 | 3,5 |
| PROPYMES | 5,1 | 3,0 | 5,9 |
| FIMAGRO | 4,5 | 3,0 | 5,2 |
| PROINFRA | 4,7 | 3,0 | 4,5 |
| RECONV. DE OP. CREDITICIAS | 8,3 | 3,0 | 7,5 |
| Promedio Ponderado | 6,8 | 3,2 | 7,1 |

Periodo: Marzo 2021 a Febrero 2022

Los promedios fueron calculados en base a las operaciones desembolsadas a las Entidades Financieras en el periodo mencionado.